


- [Cee'd Manuals](#)
- [OM](#)
- [SM](#)
- [New](#)
- [Top](#)
- [Sitemap](#)
- [Search](#)



Kia Cee'd: Fuse/relay panel description / Inner fuse panel

[Kia Cee'd JD Owners Manual](#) / [Maintenance](#) / [Fuses](#) / [Fuse/relay panel description](#) / Inner fuse panel



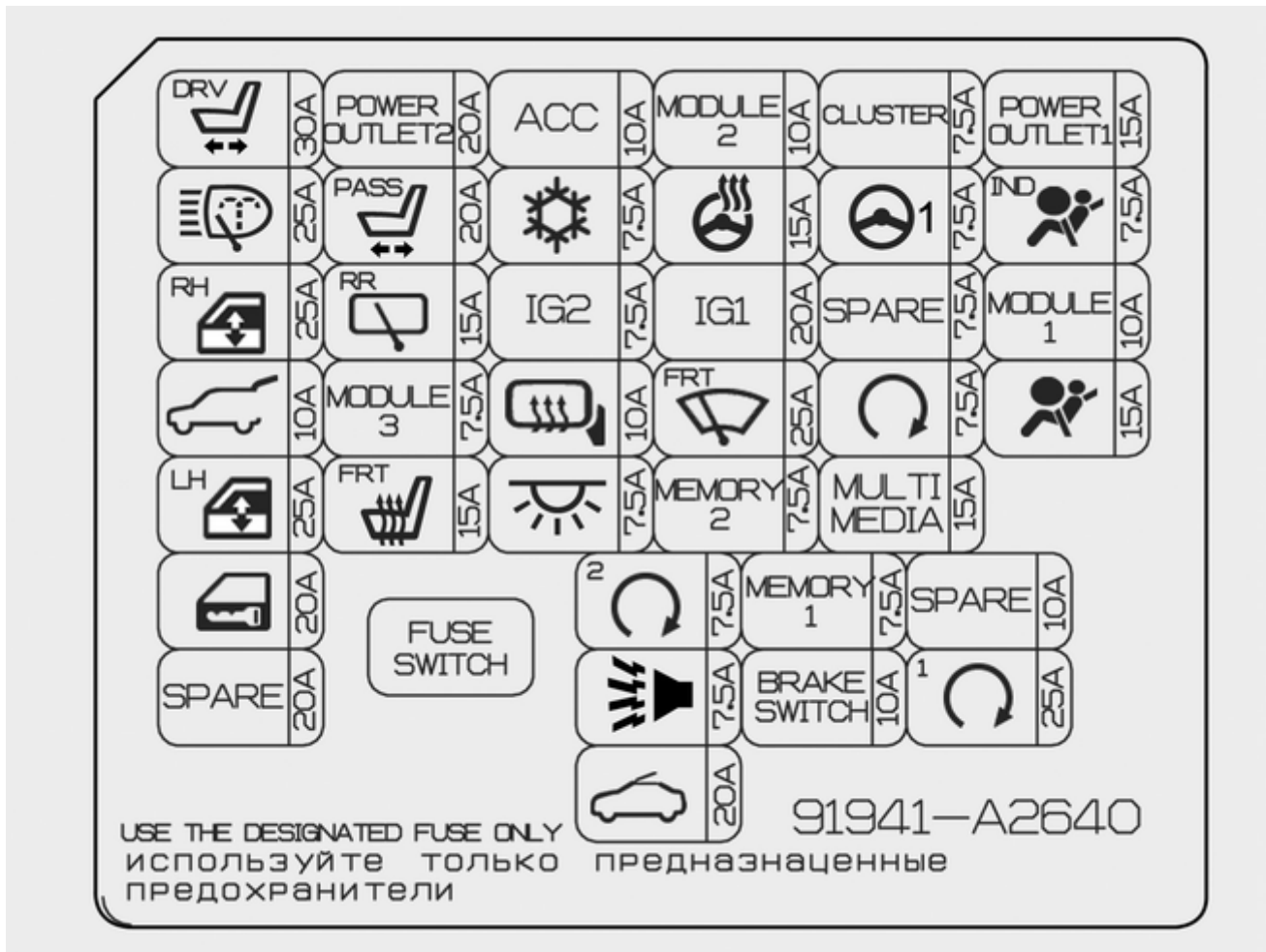
Inside the fuse/relay panel covers, you can find the fuse/relay label describing fuse/relay name and capacity.

*** NOTICE**

Not all fuse panel descriptions in this manual may be applicable to your vehicle. It is accurate at the time of printing. When you inspect the fuse panel in your vehicle, refer to the fuse panel label.









*** NOTICE**




The actual fuse/relay panel label may differ from equipped items.





Instrument panel (Driver's side fuse panel)

No.	Fuse rating	Symbol	Fuse Name	Protected component
1	30A		P/SEAT DRV	4WAY : Driver Lumbar Support Switch 6WAY : Driver Seat Manual Switch, Driver IMS Module
2	25A		H/LP WASHER	ICM Relay Box (Head Lamp Washer Relay)
3	25A		P/WDW RH	Power Window Relay RH, Driver/Passenger Safety Power Window Module, Rear Safety Power Window Module RH
4	10A		T/GATE OPEN	Tail Gate Relay
5	25A		P/WDW LH	Power Window Relay LH, Driver/Passenger Safety Power Window Module, Rear Safety Power Window Module LH
6	20A		DR LOCK	Door Lock/Unlock Relay, Dead Lock Relay
7	20A	SPARE	SPARE	-
8	20A		POWER OUTLET 2	Cigarette Lighter, Rear Power Outlet
9	20A		P/SEAT ASS	Passenger Lumbar Support Switch
10	15A		RR WIPER	ICM Relay Box (Rear Wiper Relay), Rear Wiper Motor
11	7.5A		MODULE 3	Auto Light & Photo Sensor, AT lever (Shift Lock), Hazard Switch
12	15A		S/HEATER FRT	Driver/Passenger Seat Warmer Module
13	10A		ACC	A/V & Navigation Head Unit (W/O ISG), Audio (W/O ISG), DC-DC Converter (With ISG), Digital Clock, Smart Key Control Module, BCM, Outside Mirror Switch, Outside Mirror

No.	Fuse rating	Symbol	Fuse Name	Protected component
14	7.5A		A/CON	Cluster Ionizer, A/C Control Module, Blower Relay, PTC Relay
15	7.5A	IG2	IG2	ICM Relay Box (Head Lamp Washer Relay), Rain Sensor, BCM, Electro Chromic Mirror, Panorama Sunroof, Smart, Key Control Module, Passenger Seat Warmer Module, Driver Seat Warmer Module
16	10A		HTD MIRR	Driver/Passenger Outside Mirror, ECU, A/C Control Module
17	7.5A		INTERIOR LAMP	Glove Box Lamp, Luggage Lamp, Vanity Lamp LH/RH, Room Lamp, Overhead Console Lamp
18	7.5A	 2	PDM 2	Smart Key Control Module, Start/Stop Button Switch
19	7.5A		B/HORN	ICM Relay Box (Burglar Alarm Horn Relay)
20	20A		SUNROOF	Panorama Sunroof
21	10A	MODULE 2	MODULE 2	Electric Parking Brake Module, DC-DC Converter (With ISG), Head Lamp Leveling Device Switch, A/C Control Module, Rear Parking Assist Sensor, Smart Parking Assist Control Module, Head Lamp LH/RH, ATM Shift Lever IND., Center Facia Switch, Crash Pad Lower Switch, Driver/Passenger Seat Warmer Module, Driver IMS Module
22	15A		HTD STRG	Steering Wheel Heater
23	20A	IG1	IG1	E/R Fuse & Relay Box (ECU4, B/UP LAMP, ABS3, TCU2 FUSE)
24	25A		WIPER	Wiper Relay , ICM Relay Box (Rain Sensor Relay), Front Wiper Motor

No.	Fuse rating	Symbol	Fuse Name	Protected component
25	7.5A	MEMORY 2	MEMORY 2	Immobilizer Module (W/O Smart Key)
26	7.5A	MEMORY 1	MEMORY 1	Driver/Passenger Outside Mirror (Folding), Driver/Passenger Smart Key Outside Handle, Driver IMS Module, Center Facia Switch, Instrument Cluster, Tire Pressure Monitoring Module, BCM, A/C Control Module, ICM Relay Box (Outside Mirror Folding/Unfolding Relay), Ignition Key ILL. & Door Warning Switch, Rear Parking Assist Switch, Data Link Connector, Buzzer
27	10A	BRAKE SWITCH	BRAKE SWITCH	Smart Key Control Module, Stop Lamp Switch
28	7.5A	CLUSTER	CLUSTER	Instrument Cluster, Digital Clock
29	7.5A	 1	POWER STEERING	EPS Unit
30	7.5A	SPARE	SPARE	-
31	7.5A		START	Start Relay, ECU, Ignition Lock Switch, Transaxle Range Switch, TCU, Smart Key Control Module
32	15A	MULTI MEDIA	MULTI MEDIA	A/V & Navigation Head Unit (W/O ISG), Audio (W/O ISG), DC-DC Converter (With ISG), Digital Clock
33	10A	SPARE	SPARE	-
34	25A	 1	PDM 1	Smart Key Control Module
35	15A	POWER OUTLET1	P/OUTLET 1	Front Power Outlet

No.	Fuse rating	Symbol	Fuse Name	Protected component
36	7.5A	 IND	A/BAG IND	Instrument Cluster
37	10A	MODULE 1	MODULE 1	BCM, Tire Pressure Monitoring Module, AT Lever, Audio, Adaptive Front Lighting Module, LDWS Unit
38	15A		A/BAG	SRS Control Module



Fuse/relay panel description

...

Engine compartment fuse panel (for gasoline engine MPI, GDI)



* NOTICE The actual fuse/relay panel label may differ from equipped items. ...

Other information:[Kia Cee'd JD Owners Manual: Unlock \(2\)](#)

1. Press the unlock button. 2. The hazard warning lights will blink twice to indicate that all doors are unlocked. Also, the outside rearview mirror will automatically unfold if the outside rearview mirror folding switch (Type B) is in the AUTO position (if equipped). * NOTICE After ...

[Kia Cee'd JD Service Manual: Smart Parking Assist System Unit Repair procedures](#)

Removal • When prying with a flat-tip screwdriver, wrap it with protective tape, and apply protective tape around the related parts, to prevent damage. ...

© 2017-2023 www.kceed.com

